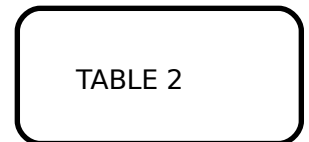

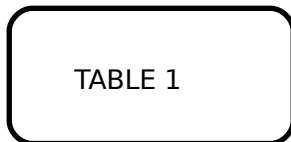
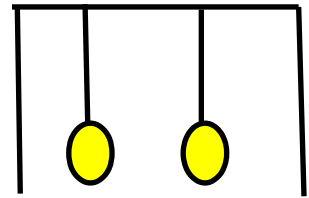



SEPTEMBER STAGE 2



10 PISTOL , 10 RIFLE , 4 SHOTGUN  
ORDER IS RIFLE , PISTOL , SHOTGUN  
PISTOLS HOLSTERED , SHOTGUN STAGED ON TABLE 2 , RIFLE IN HANDS WITH MUZZLE TOUCHING TABLE 1  
START STANDING BEHIND TABLE 1 AS NOTED SAY " READY " , AT THE BEEP DOUBLE TAP THE OUTSIDE  
TARGETS TWICE THEN DOUBLE TAP THE MIDDLE TARGET. STARTING FROM EITHER END . PLACE RIFLE ON  
TABLE 1 , MOVE TO AT LEAST 1 FOOT IN CIRCLE , DRAW PISTOLS AND USE SAME INSTRUCTIONS AS RIFLE .  
HOLSTER PISTOLS MOVE TO BEHIND TABLE 2 , PICK UP SHOTGUN AND SWEEP THE SWINGER TWICE . PICK  
UP RIFLE GO TO UNLOADING TABLE.